

COMMENTARY

The fund returned positive 7.95% for the month. Net exposure averaged 16.85% long, while gross averaged 100.77%.

Uranium was the main positive contributor to the performance. Due to COVID-19 mine closures, global uranium production has been reduced by 50%, while demand for power generation has barely fallen at all. Uranium is interesting in this context because as a baseload power generation source, demand is far more stable than other commodities such as copper, where although there has been a big cut in production due to COVID-19 there has also been a corresponding fall in demand by about the same amount. Currently, the buyers in the spot uranium market are dominated by producers whose mines are on care and maintenance, that are meeting their offtake agreements by purchasing in the spot market.

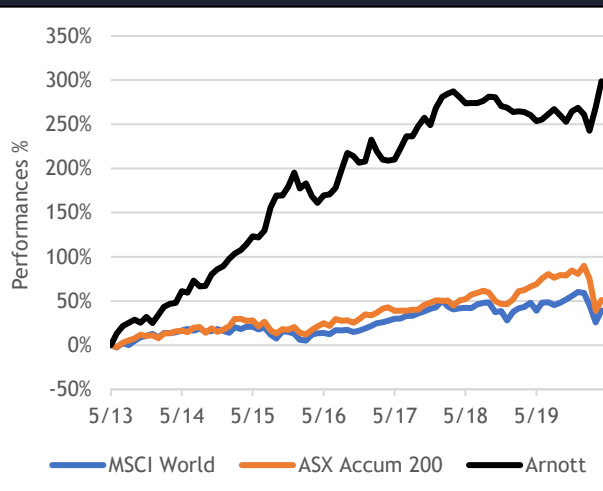
We initiated a long position in Telstra in January and mentioned at that time we would trade the position with a size of 2% to 12%. As an example of how we trade around our core thematic positions it is worth highlighting this investment idea. We quickly reduced our initial position with the market fall in late February and early March. George Soros lets price action tell him when his trade is wrong, and he will immediately exit a trade when proven wrong and keep his losses small. We follow this mantra. As the price action of Telstra has stabilised, we have increased the position to 12%. Telstra is a classic asymmetric investment opportunity - a growth stock with valuation underpinned by top tier infrastructure assets. 5G is a transformative technology, that will increase the speed with which we consume data and the way we capture data from the world around us. 5G will be a tailwind to Telstra's earnings in the coming years with multiple upside benefits.

From one of our mentors Stanley Druckenmiller - "Earnings don't move the overall market; it's the Federal Reserve Board... focus on the central banks and on the movement of liquidity... most people in the market are looking for earnings and conventional measures. It's liquidity that moves markets."

PERFORMANCE METRICS

	From May 2013	
	Arnett	MSCI
Annualised returns	22.13%	4.93%
% Positive months	65.06%	63.86%
Average monthly return	1.75%	0.47%
Avg return in MSCI up months	1.37%	2.59%
Avg return in MSCI down months	2.43%	-3.27%
Best month	13.07%	10.80%
Worst month	-6.09%	-13.47%
Largest drawdown	-11.61%	-21.44%
Longest drawdown (mths)	24	20
Sortino	3.57	0.53
Sharp ratio	1.55	0.43

CUMULATIVE FUND PERFORMANCE (2013-current)



MONTHLY SUMMARY METRICS

NET RETURN	AV GROSS EXP	AV NET EXP
7.95%	100.77%	16.85%

STRATEGY HISTORICAL PERFORMANCE (%)

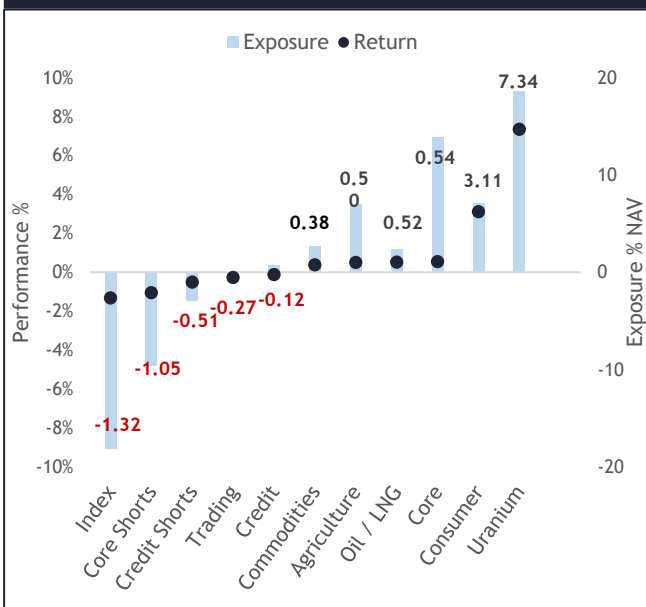
	Jan	Feb	Mar	Apr	May	Jun	Jul	Aug	Sep	Oct	Nov	Dec	Annual
2013						13.07	7.63	2.97	2.82	-2.69	5.23	-5.25	25.00
2014	7.61	6.56	2.43	0.77	8.87	-0.93	8.46	-3.78	0.34	7.78	3.24	1.92	51.59
2015	4.46	2.88	1.99	3.19	4.12	-0.52	3.44	11.47	5.23	0.00	3.67	5.72	55.80
2016	-6.09	2.14	-5.17	-2.83	3.30	0.40	2.69	7.49	6.29	-1.15	-2.34	0.48	4.33
2017	7.99	-4.01	-2.94	-0.34	0.43	4.08	4.21	-0.02	3.37	2.79	-2.32	5.51	19.58
2018	3.47	0.88	0.72	-1.68	-1.86	0.09	0.03	0.66	1.24	-0.18	-2.61	-0.50	0.12
2019	-1.33	0.20	-0.21	-0.95	-1.87	0.50	1.75	1.53	-1.91	-2.00	3.28	1.12	-0.04
2020	-2.03	-5.10	7.77	7.95									8.16

2013 - 2017 Data. Bondi Capital Investments Pty Ltd (managed account). Performance net of 0 & 25 fees. Currency AUD. Fund administered by Mainstream. Fund was not audited.

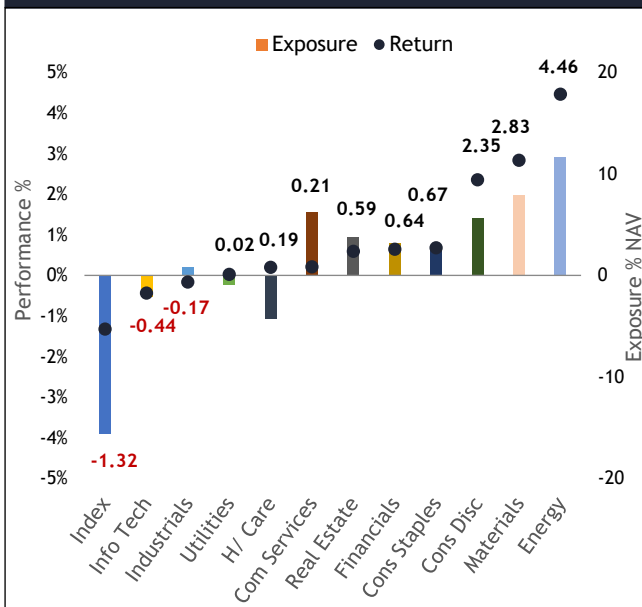
2018 - 2019 Data. Australian Unit trust. Performance net of 0 & 25 fees. Currency AUD. Fund administered by Mainstream. Fund audited by EY.

2019 - Current Data. Arnett Opportunities Fund (Cayman). Performance net of 0 & 25 fees. Currency USD. Fund administered by Mainstream. Fund audited by EY.

THEME RETURN & EXPOSURE

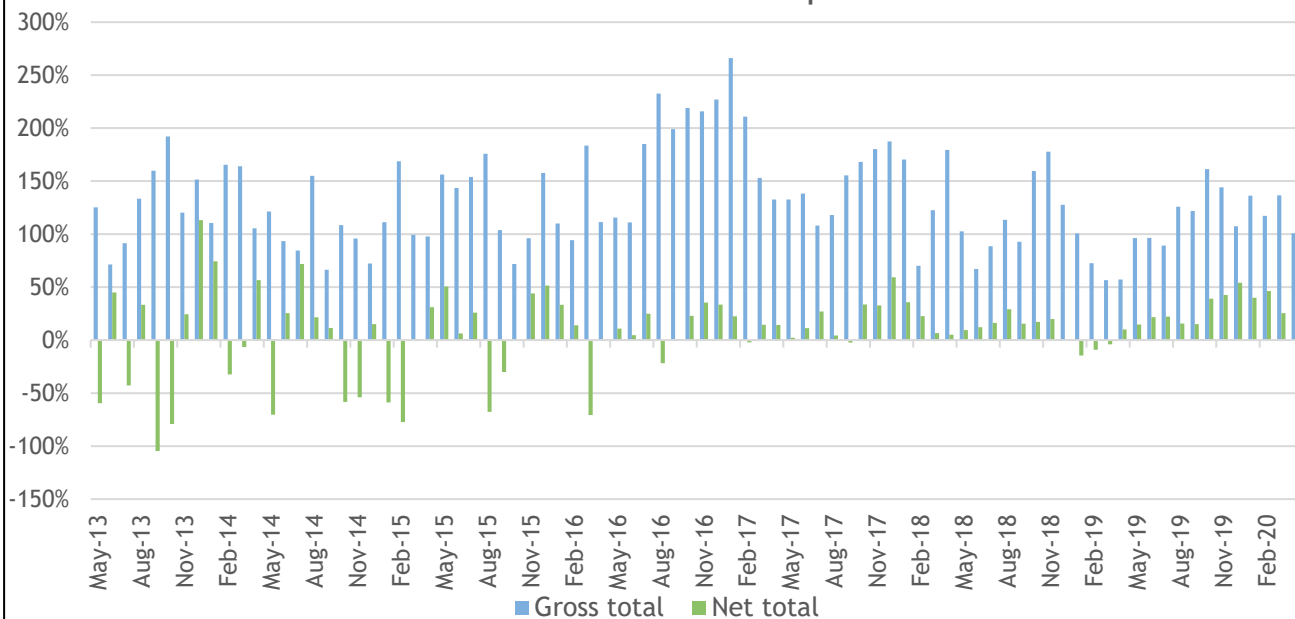


SECTOR RETURN & EXPOSURE



NET AND GROSS HISTORICAL EXPOSURE

Net and Gross Exposure



STRATEGY SUMMARY

The investment process involves three stages:

1. Themes are identified as investment opportunities
2. Valuation screens are run to find stock opportunities within the theme
3. Market dynamics are assessed to determine entry timing

The strategy is long / short equity with a variable delta bias. The universe is global equities. The portfolio will typically contain 40 to 70 positions. Global futures and options are also actively traded from time to time.

The strategy aims to identify trends and opportunities using value investing principles and capture price oscillations around the underlying trend using trading skills.

FUND INFORMATION			
BASE CURRENCY	USD	ARNOTT CAPITAL PTY LTD	AFSL License 233743 ABN 23086081889
STRATEGY INCEPTION	1999	CIO KENNY ARNOTT	kma@arnott.com.au
MINIMUM SUBSCRIPTIONS	USD \$100,000	CONTACT DETAILS	investor@arnott.com.au
WITHDRAWALS	Monthly	PRIME BROKER	Morgan Stanley
PERFORMANCE FEE	25%	FUND ADMINISTRATOR	Mainstream
MANAGEMENT FEE	0%	FUND AUDITOR	Ernst and Young
SUBSCRIPTIONS	Monthly	LEGAL ADVISORS	Ernst and Young

Disclaimer

This document is given to only wholesale clients (as defined in the Corporations Act 2001 (Cth)) by representatives of Arnott Capital Pty Limited (AFS Licence Number 233743) (Arnott). By viewing this document, you are representing that you are a wholesale client and agree to keep this document confidential. This document is directed at persons who are sophisticated investors with sufficient professional or other experience to properly assess the nature of the matter discussed herein. This document has been prepared for general information purposes only without taking into account any potential investors' personal objectives, financial situation or needs. It should not be relied upon by the recipient in making an investment decision. This document is intended to provide a general outline only and is not intended to be a definitive statement on the subject matter. The document is not intended to be relied upon by recipients given the contingent nature of the content matter.

Forward-looking information in this document is provided as a general guide only and should not be relied upon as an indication of the future performance of any financial products (including the Arnott funds). No representation is made as to future performance or volatility of the financial products. Persons should rely solely upon their own investigations in respect of the subject matter discussed in this document. Past performance information given in this document is given for illustrative purposes only and should not be relied upon as (and is not) an indication of future performance.

No representations or warranties, express or implied, are made as to the accuracy or completeness of the information, opinions and conclusions contained in this document. In preparing these materials, Arnott has relied upon and assumed, without independent verification, the accuracy and completeness of all information available to Arnott. To the maximum extent permitted by law, neither Arnott nor its director, employees or agents accept any liability for any loss arising in relation to this document. The offer of interests in the Arnott funds will only be made in the offering document for the respective fund.

Hong Kong

This document has not been reviewed or approved by any regulatory authority in Hong Kong. This document does not constitute an offer or invitation to the public in Hong Kong to acquire the units in the Fund. Accordingly, unless permitted by the securities laws of Hong Kong, no person may issue or have in its possession for the purposes of issue, this document or any advertisement, invitation or document relating to the units in the Fund, whether in Hong Kong or elsewhere, which is directed at, or the contents of which are likely to be accessed or read by, the public in Hong Kong other than in relation to the units of the Fund that are intended to be disposed of only to persons outside Hong Kong or only to "professional investors" (as such term is defined in the Securities and Futures Ordinance of Hong Kong (Cap. 571) and the subsidiary legislation made thereunder).

Singapore

This document is being furnished to you on the basis that you are an "institutional investor" (as defined in the Securities and Futures Act (Chapter 289) of Singapore) and on a confidential basis, solely for your information. This document may not be reproduced, disclosed, or distributed to any other person in Singapore. Arnott, as the responsible entity and manager for the Fund has not taken any steps to ensure that the capital markets products referred to in this document are suitable for any particular investor, and will not treat recipients as its customers by virtue of their receiving this document. This document has not been, and will not be, registered as a prospectus with the Monetary Authority of Singapore and this document is not intended to constitute an offering, and is not regulated by any financial supervisory authority pursuant to any legislation in Singapore. The investments or services referred to in this document may not be suitable for you and it is recommended that you consult an independent investment advisor if you are in doubt about such investments or investment services. Nothing in this document constitutes investment, legal, accounting or tax advice or a representation that any investment or strategy is suitable or appropriate to your individual circumstances or otherwise constitutes a personal recommendation to you.

United Kingdom

This document may be distributed in the United Kingdom only to persons who: (i) have professional experience in matters relating to investments in accordance with Article 19 of the Financial Services and Markets Act 2000 (Financial Promotion) Order 2005 (as amended) (“FPO”); or (ii) to whom this document may otherwise be lawfully distributed (all such persons together being referred to as “Relevant Persons”). This document is only directed at, or available to, Relevant Persons and must not be acted on or relied on by persons who are not Relevant Persons. Any investment or investment activity to which this document relates is available only to, and will be engaged in only with, Relevant Persons.

United States

This document may not be distributed in the United States and does not constitute an offer to sell, or a solicitation of an offer to buy, securities in the United States. Any securities described in this document have not been, and will not be, registered under the US Securities Act of 1933 and may not be offered or sold in the United States except in transactions exempt from the registration of the US Securities Act, the US Investment Company Act of 1940 and applicable US state securities laws.