

COMMENTARY

The fund returned positive 8.24% for the month. Net exposure averaged 72% long, while gross averaged 135%.

Our Uranium theme was the largest contributor to fund performance over December. As global economies seek to decarbonise their energy supply chains, Nuclear energy remains the only green sustainable baseload form of power generation. Given this, there is set to be an explosion in new nuclear reactors coming online in the next decade, driving an increased demand for Uranium. With spot Uranium prices trading well below the marginal cost of production, investment in the industry has collapsed and the market is now in a supply deficit. As investors have increased their focus on the winners and losers of global economies seeking to decarbonise their supply chains, we believe there is very good risk / reward payoff in the Uranium space.

In addition to our Uranium theme, Infratil Limited ('IFT') was a substantial contributor to return over the month as they received a non-binding indicative approach from Australian Super at a substantial premium to their current share price. At the start of 2020 we believed demand for data centres globally would accelerate, resulting in significant asset value appreciation. It is within this context we invested in IFT, due to their 48% ownership stake in Canberra Data Centres ('CDC'). We believed the market was completely mispricing IFT given their ownership of CDC. At market prices when we invested, we were paying fair value for their stake in CDC and receiving their 50% stake in Vodafone NZ, Wellington Airport and various renewable energy assets for free. IFT is a classic example of how we seek value within a theme. We also had extremely strong single stock contributions from long position in Independence Group (+37%), BAIDU (+55%), Warner Music Group (+28%). These positions were held across multiple themes and were classic Arnott Capital Asymmetric investment opportunities. Investments made with a significant margin of safety with imbedded value underappreciated by the market.

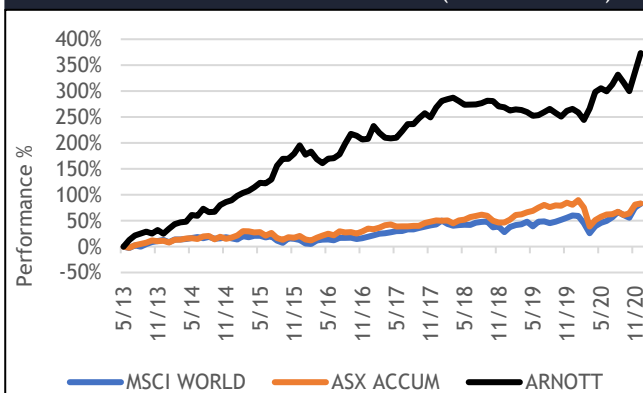
PERFORMANCE METRICS

	From May 2013	
	Arnott	MSCI
Annualised returns	22.75%	8.28%
% Positive months	64.84%	64.84%
Average monthly return	1.80%	0.75%
Avg return in MSCI up months	1.67%	2.92%
Avg return in MSCI down months	2.04%	-3.27%
Best month	13.07%	12.66%
Worst month	-6.09%	-13.47%
Largest drawdown	-11.61%	-21.44%
Longest drawdown (mths)	24	20
Sortino	3.87	0.77
Sharpe ratio	1.71	0.59

CORRELATION TO ASSETS (2013 to Current)

MSCI Index	0.06
US Government Bond Index	-0.03
US\$ Gold	0.03
Bloomberg Commodities Index	-0.08
Hedge Fund L/S	0.12

CUMULATIVE FUND PERFORMANCE (2013-current)



MONTHLY SUMMARY METRICS

NET RETURN	AV GROSS EXP	AV NET EXP
8.24%	135%	72%

STRATEGY HISTORICAL PERFORMANCE (%)

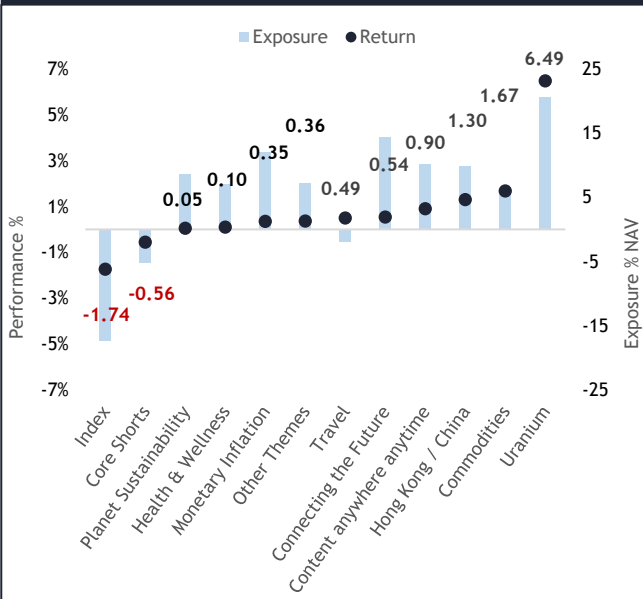
	Jan	Feb	Mar	Apr	May	Jun	Jul	Aug	Sep	Oct	Nov	Dec	Annual
2013						13.07	7.63	2.97	2.82	-2.69	5.23	-5.25	25.00
2014	7.61	6.56	2.43	0.77	8.87	-0.93	8.46	-3.78	0.34	7.78	3.24	1.92	51.59
2015	4.46	2.88	1.99	3.19	4.12	-0.52	3.44	11.47	5.23	0.00	3.67	5.72	55.80
2016	-6.09	2.14	-5.17	-2.83	3.30	0.40	2.69	7.49	6.29	-1.15	-2.34	0.48	4.33
2017	7.99	-4.01	-2.94	-0.34	0.43	4.08	4.21	-0.02	3.37	2.79	-2.32	5.51	19.58
2018	3.47	0.88	0.72	-1.68	-1.86	0.09	0.03	0.66	1.24	-0.18	-2.61	-0.50	0.12
2019	-1.33	0.20	-0.21	-0.95	-1.87	0.50	1.75	1.53	-1.91	-2.00	3.28	1.12	-0.04
2020	-2.03	-5.10	7.77	7.95	1.60	-1.31	3.22	4.56	-3.56	-3.90	9.33	8.24	28.38

2013 - 2017 Data. Bondi Capital Investments Pty Ltd (managed account). Performance net of 0 & 25 fees. Currency AUD. Fund administered by Mainstream. Fund was not audited.

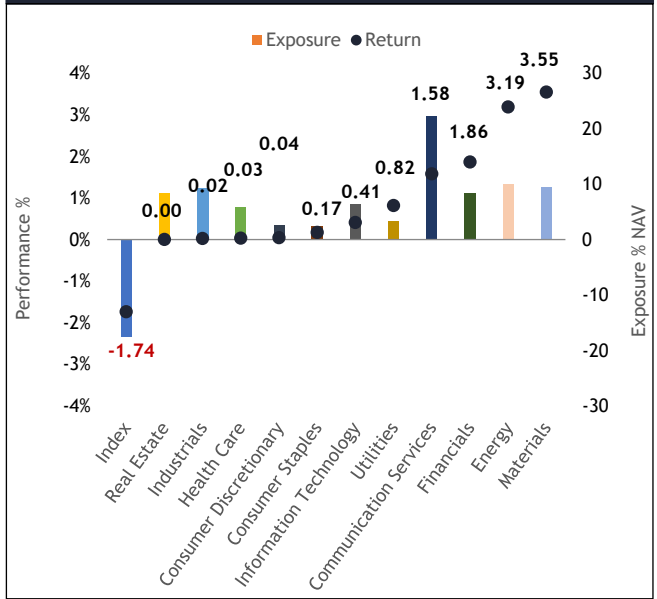
2018 - 2019 Data. Australian Unit trust. Performance net of 0 & 25 fees. Currency AUD. Fund administered by Mainstream. Fund audited by EY.

2019 - Current Data. Arnott Opportunities Fund (Cayman). Performance net of 0 & 25 fees. Currency USD. Fund administered by Mainstream. Fund audited by EY.

THEME RETURN & EXPOSURE

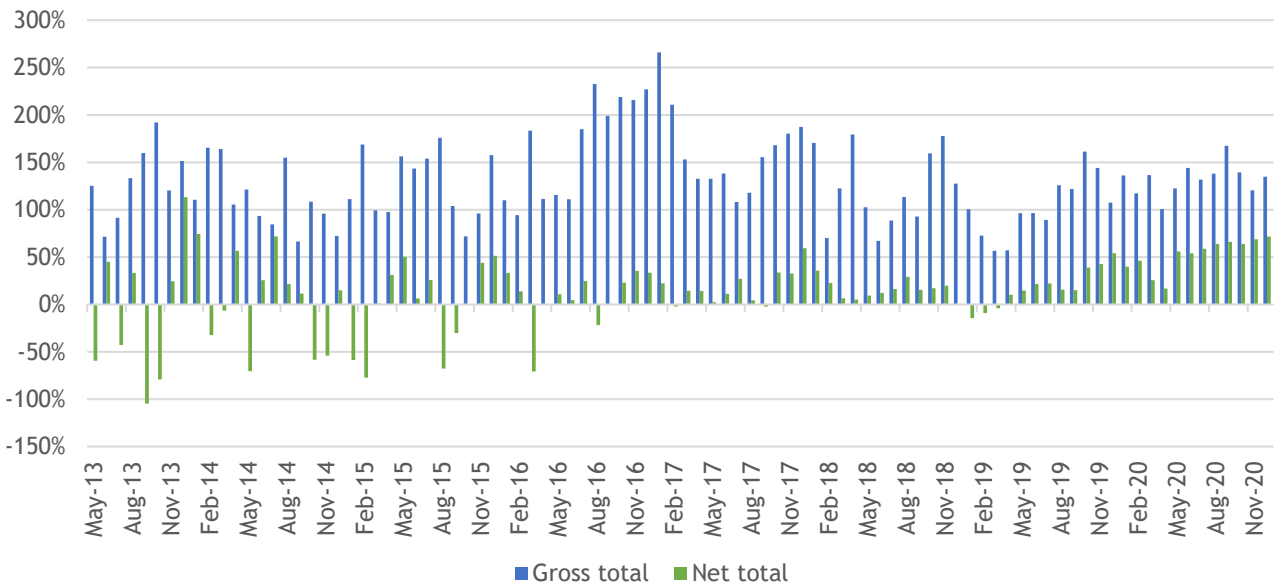


SECTOR RETURN & EXPOSURE



NET AND GROSS HISTORICAL EXPOSURE

Net and Gross Exposure



STRATEGY SUMMARY

Our Investment Approach:

1. Find asymmetric themes
2. Invest in the best stocks within those themes
3. Focus on macro drivers for risks and opportunities
4. To generate an asymmetric return profile

The strategy is global long/short equity with a variable delta bias. The portfolio will typically contain 40 to 70 positions. The fund focuses on identifying underinvested global investment themes through extensive macroeconomic research and then utilises a bottom up fundamental process to identify the highest quality securities within an investment theme to deliver Asymmetric returns for investors.

FUND INFORMATION			
BASE CURRENCY	USD	ARNOTT CAPITAL PTY LTD	AFSL License 233743 ABN 23086081889
STRATEGY INCEPTION	1999	CIO KENNY ARNOTT	kma@arnott.com.au
MINIMUM SUBSCRIPTIONS	USD \$100,000	CONTACT DETAILS	investor@arnott.com.au
WITHDRAWALS	Monthly	PRIME BROKER	Morgan Stanley
PERFORMANCE FEE	20%	FUND ADMINISTRATOR	Mainstream
MANAGEMENT FEE	1.5%	FUND AUDITOR	Ernst and Young
SUBSCRIPTIONS	Monthly	LEGAL ADVISORS	Ernst and Young

Disclaimer

This document is given to only wholesale clients (as defined in the Corporations Act 2001 (Cth)) by representatives of Arnott Capital Pty Limited (AFS Licence Number 233743) (Arnott). By viewing this document, you are representing that you are a wholesale client and agree to keep this document confidential. This document is directed at persons who are sophisticated investors with sufficient professional or other experience to properly assess the nature of the matter discussed herein. This document has been prepared for general information purposes only without taking into account any potential investors' personal objectives, financial situation or needs. It should not be relied upon by the recipient in making an investment decision. This document is intended to provide a general outline only and is not intended to be a definitive statement on the subject matter. The document is not intended to be relied upon by recipients given the contingent nature of the content matter.

Forward-looking information in this document is provided as a general guide only and should not be relied upon as an indication of the future performance of any financial products (including the Arnott funds). No representation is made as to future performance or volatility of the financial products. Persons should rely solely upon their own investigations in respect of the subject matter discussed in this document. Past performance information given in this document is given for illustrative purposes only and should not be relied upon as (and is not) an indication of future performance.

No representations or warranties, express or implied, are made as to the accuracy or completeness of the information, opinions and conclusions contained in this document. In preparing these materials, Arnott has relied upon and assumed, without independent verification, the accuracy and completeness of all information available to Arnott. To the maximum extent permitted by law, neither Arnott nor its director, employees or agents accept any liability for any loss arising in relation to this document. The offer of interests in the Arnott funds will only be made in the offering document for the respective fund.

Hong Kong

This document has not been reviewed or approved by any regulatory authority in Hong Kong. This document does not constitute an offer or invitation to the public in Hong Kong to acquire the units in the Fund. Accordingly, unless permitted by the securities laws of Hong Kong, no person may issue or have in its possession for the purposes of issue, this document or any advertisement, invitation or document relating to the units in the Fund, whether in Hong Kong or elsewhere, which is directed at, or the contents of which are likely to be accessed or read by, the public in Hong Kong other than in relation to the units of the Fund that are intended to be disposed of only to persons outside Hong Kong or only to "professional investors" (as such term is defined in the Securities and Futures Ordinance of Hong Kong (Cap. 571) and the subsidiary legislation made thereunder).

Singapore

This document is being furnished to you on the basis that you are an "institutional investor" (as defined in the Securities and Futures Act (Chapter 289) of Singapore) and on a confidential basis, solely for your information. This document may not be reproduced, disclosed, or distributed to any other person in Singapore. Arnott, as the responsible entity and manager for the Fund has not taken any steps to ensure that the capital markets products referred to in this document are suitable for any particular investor, and will not treat recipients as its customers by virtue of their receiving this document. This document has not been, and will not be, registered as a prospectus with the Monetary Authority of Singapore and this document is not intended to constitute an offering, and is not regulated by any financial supervisory authority pursuant to any legislation in Singapore. The investments or services referred to in this document may not be suitable for you and it is recommended that you consult an independent investment advisor if you are in doubt about such investments or investment services. Nothing in this document constitutes investment, legal, accounting or tax advice or a representation that any investment or strategy is suitable or appropriate to your individual circumstances or otherwise constitutes a personal recommendation to you.

United Kingdom

This document may be distributed in the United Kingdom only to persons who: (i) have professional experience in matters relating to investments in accordance with Article 19 of the Financial Services and Markets Act 2000 (Financial Promotion) Order 2005 (as amended) (“FPO”); or (ii) to whom this document may otherwise be lawfully distributed (all such persons together being referred to as “Relevant Persons”). This document is only directed at, or available to, Relevant Persons and must not be acted on or relied on by persons who are not Relevant Persons. Any investment or investment activity to which this document relates is available only to, and will be engaged in only with, Relevant Persons.

United States

This document may not be distributed in the United States and does not constitute an offer to sell, or a solicitation of an offer to buy, securities in the United States. Any securities described in this document have not been, and will not be, registered under the US Securities Act of 1933 and may not be offered or sold in the United States except in transactions exempt from the registration of the US Securities Act, the US Investment Company Act of 1940 and applicable US state securities laws.