

**COMMENTARY**

The fund returned negative 1.68% for the month of June 2022. Net exposure averaged 32% long, while gross averaged 160%. This brings our Calendar Year Return to positive 2.35%, Financial Year Return to positive 18.30% and since inception return to positive 23.32% p.a. net of fees.

Global markets were incredibly weak in June, to cap off what has been the worst first half equity performance since 1970. The catalyst for this draw down in risk assets has been the stark realisation by market participants that the Federal Reserve Board along with other central banks will need to aggressively raise interest rates to tame inflationary forces.

For the strategy, June was a tale of two very distinct halves. We had very strong performance early with our short Australian Banks and Private market themes generating very pleasing alpha on the short side of the portfolio. Then as the market narrative very abruptly pivoted to recession and risk off swept global markets our long themes began underperforming the market, despite strong and increasing structural tailwinds such as in our Uranium theme. We are reminded that in aggressive market drawdowns all correlations go to one.

We have kept our commentary brief this month as we will be shortly mailing out our Bi-Annual letter to investors. We will go into more detail on fund performance, our current macro views and how we are positioning the portfolio in the current environment.

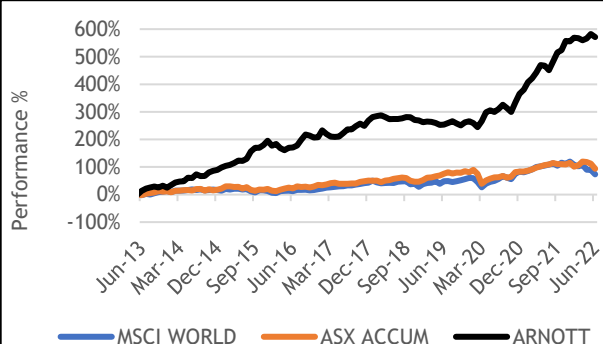
**PERFORMANCE METRICS**

	From May 2013	
	Arnott	MSCI
Annualised returns	23.32%	6.22%
% Positive months	65.14%	63.30%
Average monthly return	1.83%	0.59%
Avg return in MSCI up months	1.67%	2.92%
Avg return in MSCI down months	2.11%	-3.44%
Best month	13.07%	12.66%
Worst month	-6.09%	-13.47%
Largest drawdown	-11.61%	-21.44%
Longest drawdown (mths)	24	20
Sortino	4.36	0.60
Sharpe ratio	1.79	0.44

**CORRELATION TO ASSETS (2013 to Current)**

MSCI Index	0.08
US Government Bond Index	-0.03
US\$ Gold	0.02
Bloomberg Commodities Index	-0.04
Hedge Fund L/S	0.02

**CUMULATIVE FUND PERFORMANCE (2013-current)**



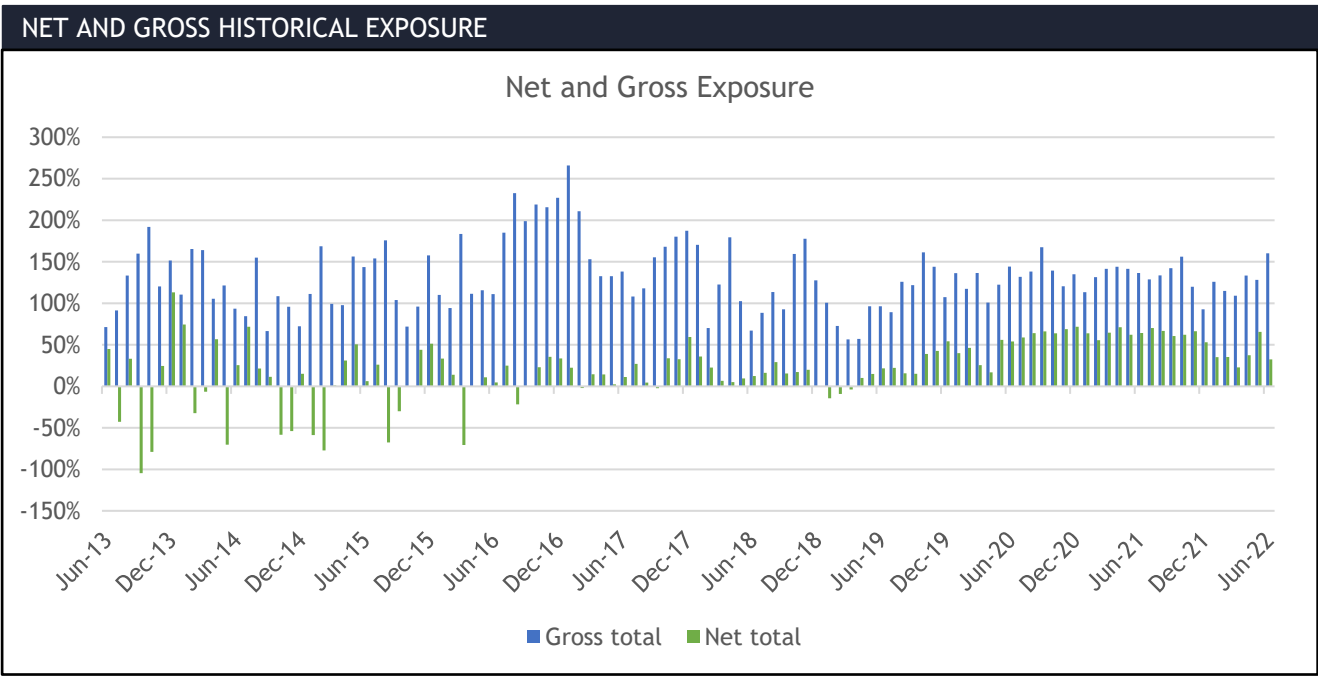
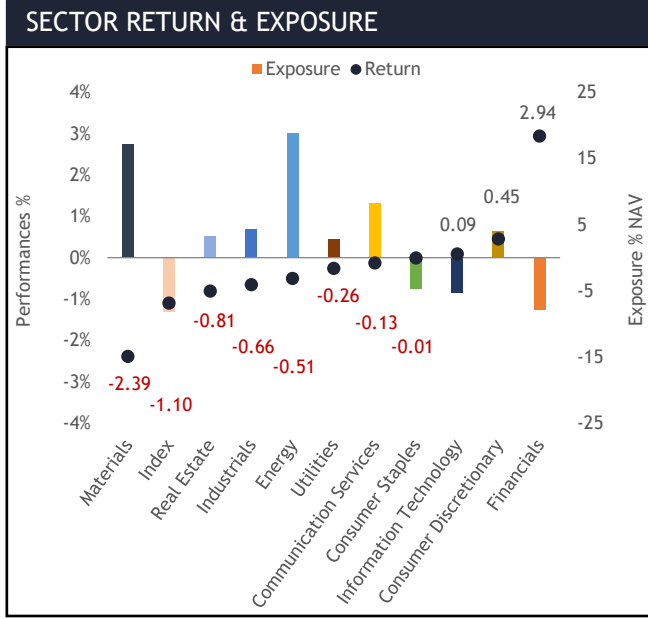
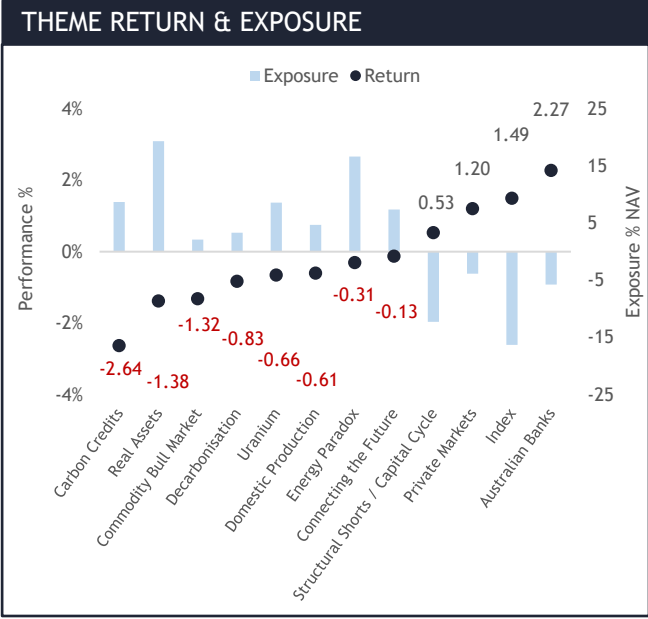
**MONTHLY SUMMARY METRICS**

<b>NET RETURN</b>	<b>AV GROSS EXP</b>	<b>AV NET EXP</b>
-1.68%	160%	32%

**STRATEGY HISTORICAL PERFORMANCE (%)**

	Jan	Feb	Mar	Apr	May	Jun	Jul	Aug	Sep	Oct	Nov	Dec	Annual
<b>2013</b>						13.07	7.63	2.97	2.82	-2.69	5.23	-5.25	25.00
<b>2014</b>	7.61	6.56	2.43	0.77	8.87	-0.93	8.46	-3.78	0.34	7.78	3.24	1.92	51.59
<b>2015</b>	4.46	2.88	1.99	3.19	4.12	-0.52	3.44	11.47	5.23	0.00	3.67	5.72	55.80
<b>2016</b>	-6.09	2.14	-5.17	-2.83	3.30	0.40	2.69	7.49	6.29	-1.15	-2.34	0.48	4.33
<b>2017</b>	7.99	-4.01	-2.94	-0.34	0.43	4.08	4.21	-0.02	3.37	2.79	-2.32	5.51	19.58
<b>2018</b>	3.47	0.88	0.72	-1.68	-1.86	0.09	0.03	0.66	1.24	-0.18	-2.61	-0.50	0.12
<b>2019</b>	-1.66	0.53	-0.30	-1.16	-1.90	0.29	1.70	1.72	-2.10	-2.04	3.20	1.05	-0.82
<b>2020</b>	-1.90	-4.03	6.32	8.76	1.82	-1.47	2.69	3.82	-2.94	-3.32	8.59	7.22	27.23
<b>2021</b>	3.26	5.69	2.74	3.93	5.03	-0.40	-2.81	5.60	5.75	1.30	5.37	-0.24	40.90
<b>2022</b>	2.07	-0.34	-1.10	0.95	2.50	-1.68							2.35

2013 - 2017 Data. Bondi Capital Investments Pty Ltd (managed account). Performance net of 0 & 25 fees. Currency AUD. Fund administered by Mainstream. Fund was not audited.  
2018 - Current Data. Australian Unit trust. Performance net of 0 & 25 fees. Currency AUD. Fund administered by Mainstream. Fund audited by EY.



### INVESTMENT STRATEGY

The Fund adopts an absolute return strategy, focusing on thematic investment opportunities with an equity bias. We seek to achieve the investment objective through our asymmetric investment approach which includes:

1. Finding what we perceive to be good quality investments based on our analysis; and
2. Not losing money in the pursuit of realising these investments.

We strive to achieve asymmetric returns through a thematic investment process. This has four pillars.

1. Find asymmetric themes;
2. Invest in the best ideas within those themes;
3. Focus on macro drivers for risk & opportunities; and
4. Generate an asymmetric return profile.

FUND INFORMATION			
BASE CURRENCY	AUD	ARNOTT CAPITAL PTY LTD	AFSL License 233743 ABN 23086081889
STRATEGY INCEPTION	1999	CIO KENNY ARNOTT	kma@arnott.com.au
MINIMUM SUBSCRIPTIONS	AUD \$100,000	CONTACT DETAILS	<a href="mailto:investor@arnott.com.au">investor@arnott.com.au</a>
WITHDRAWALS	Monthly	PRIME BROKER	Morgan Stanley International PLC J.P. Morgan Securities PLC
PERFORMANCE FEE	20%	FUND ADMINISTRATOR	Apex Group Ltd.
MANAGEMENT FEE	1.5%	FUND AUDITOR	Ernst and Young
SUBSCRIPTIONS	Monthly	LEGAL ADVISORS	Ernst and Young

**Disclaimer**

This document is given to only wholesale clients (as defined in the Corporations Act 2001 (Cth)) by representatives of Arnott Capital Pty Limited (AFS Licence Number 233743) (**Arnott**). By viewing this document, you are representing that you are a wholesale client and agree to keep this document confidential. This document is directed at persons who are sophisticated investors with sufficient professional or other experience to properly assess the nature of the matter discussed herein. This document has been prepared for general information purposes only without taking into account any potential investors' personal objectives, financial situation or needs. It should not be relied upon by the recipient in making an investment decision. This document is intended to provide a general outline only and is not intended to be a definitive statement on the subject matter. The document is not intended to be relied upon by recipients given the contingent nature of the content matter.

Forward-looking information in this document is provided as a general guide only and should not be relied upon as an indication of the future performance of any financial products (including the Arnott funds). No representation is made as to future performance or volatility of the financial products. Persons should rely solely upon their own investigations in respect of the subject matter discussed in this document. Past performance information given in this document is given for illustrative purposes only and should not be relied upon as (and is not) an indication of future performance.

No representations or warranties, express or implied, are made as to the accuracy or completeness of the information, opinions and conclusions contained in this document. In preparing these materials, Arnott has relied upon and assumed, without independent verification, the accuracy and completeness of all information available to Arnott. To the maximum extent permitted by law, neither Arnott nor its director, employees or agents accept any liability for any loss arising in relation to this document. The offer of interests in the Arnott funds will only be made in the offering document for the respective fund.

**Hong Kong**

This document has not been reviewed or approved by any regulatory authority in Hong Kong. This document does not constitute an offer or invitation to the public in Hong Kong to acquire the units in the Fund. Accordingly, unless permitted by the securities laws of Hong Kong, no person may issue or have in its possession for the purposes of issue, this document or any advertisement, invitation or document relating to the units in the Fund, whether in Hong Kong or elsewhere, which is directed at, or the contents of which are likely to be accessed or read by, the public in Hong Kong other than in relation to the units of the Fund that are intended to be disposed of only to persons outside Hong Kong or only to "professional investors" (as such term is defined in the Securities and Futures Ordinance of Hong Kong (Cap. 571) and the subsidiary legislation made thereunder).

**Singapore**

This document is being furnished to you on the basis that you are an "institutional investor" (as defined in the Securities and Futures Act (Chapter 289) of Singapore) and on a confidential basis, solely for your information. This document may not be reproduced, disclosed, or distributed to any other person in Singapore. Arnott, as the responsible entity and manager for the Fund has not taken any steps to ensure that the capital markets products referred to in this document are suitable for any particular investor, and will not treat recipients as its customers by virtue of their receiving this document. This document has not been, and will not be, registered as a prospectus with the Monetary Authority of Singapore and this document is not intended to constitute an offering, and is not regulated by any financial supervisory authority pursuant to any legislation in Singapore. The investments or services referred to in this document may not be suitable for you and it is recommended that you consult an independent investment advisor if you are in doubt about such investments or investment services. Nothing in this document constitutes investment, legal, accounting or tax advice or a representation that any investment or strategy is suitable or appropriate to your individual circumstances or otherwise constitutes a personal recommendation to you.

**United Kingdom**

This document may be distributed in the United Kingdom only to persons who: (i) have professional experience in matters relating to investments in accordance with Article 19 of the Financial Services and Markets Act 2000 (Financial Promotion) Order 2005 (as amended) (“FPO”); or (ii) to whom this document may otherwise be lawfully distributed (all such persons together being referred to as “Relevant Persons”). This document is only directed at, or available to, Relevant Persons and must not be acted on or relied on by persons who are not Relevant Persons. Any investment or investment activity to which this document relates is available only to, and will be engaged in only with, Relevant Persons.

**United States**

This document may not be distributed in the United States and does not constitute an offer to sell, or a solicitation of an offer to buy, securities in the United States. Any securities described in this document have not been, and will not be, registered under the US Securities Act of 1933 and may not be offered or sold in the United States except in transactions exempt from the registration of the US Securities Act, the US Investment Company Act of 1940 and applicable US state securities laws.